

ARKA SERIES

WSMDi-560 to WSMDi-590

WAAREE®

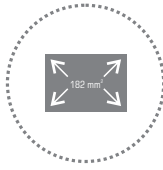
One with the Sun



Highest reliability & enhanced crack tolerant MBB module



Sustain heavy Snow & Wind loads (5400 Pa & 2400 Pa)



Highly efficient Mono PERC M10 cells



Best in class thermal coefficients




Highest commercial gains, lower LCOE



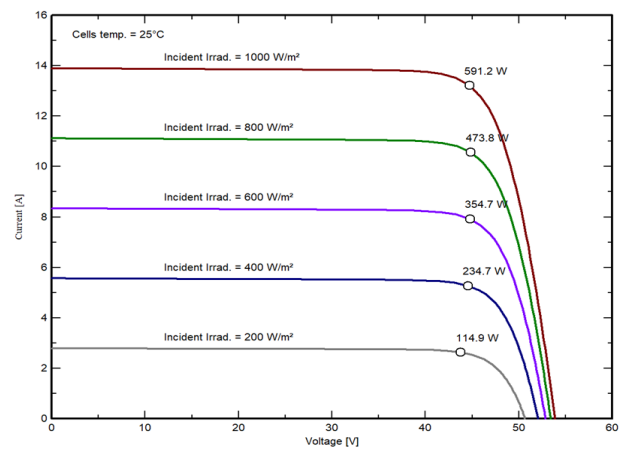
Split junction box improve heat dissipation



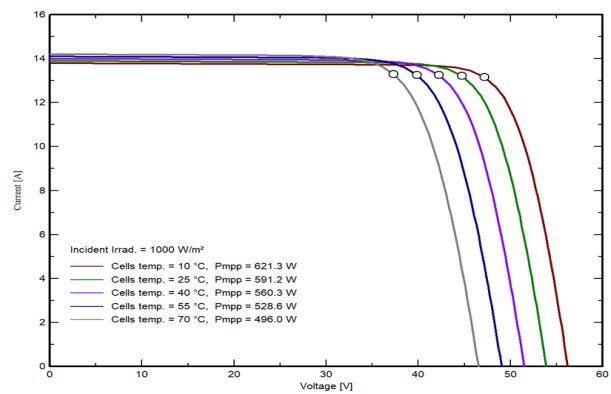
Increase shade tolerance



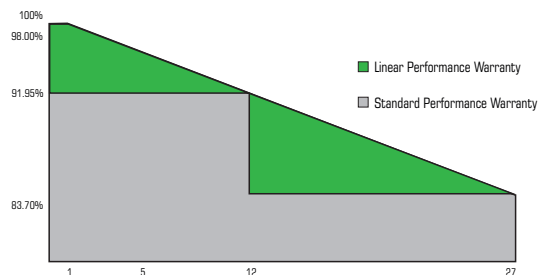
I-V VARIATION WITH IRRADIANCE



I-V VARIATION WITH TEMPERATURE



The Graphs are for reference purpose only. Please consult Waaree technical team for further clarifications.



ISO 9001:2015 | ISO 14001:2015 | ISO 45001:2018
Independent assessment of factories by BLACK & VEATCH

www.waaree.com

ARKA SERIES

WSMDi-560 to WSMDi-590

WAAREE®

One with the Sun

ELECTRICAL CHARACTERISTICS

Models	Pmax (W)		Vmp (V)		Imp (A)		Isc (A)		Voc (V)		Module Eff. (%)
	STC	NOCT	STC	NOCT	STC	NOCT	STC	NOCT	STC	NOCT	
WSMDi-560	560	422.2	44.56	41.00	12.57	10.29	13.49	10.89	53.07	49.80	20.05
WSMDi-565	565	425.9	44.67	41.20	12.65	10.35	13.55	10.94	53.18	49.90	20.23
WSMDi-570	570	429.1	44.79	41.30	12.73	10.40	13.63	11.00	53.29	50.00	20.41
WSMDi-575	575	432.8	44.93	41.40	12.80	10.45	13.69	11.05	53.45	50.10	20.59
WSMDi-580	580	436.4	45.05	41.60	12.88	10.50	13.76	11.11	53.59	50.30	20.77
WSMDi-585	585	440.4	45.21	41.70	12.95	10.56	13.83	11.16	53.73	50.40	20.95
WSMDi-590	590	443.9	45.34	41.80	13.02	10.61	13.90	11.22	53.87	50.50	21.13

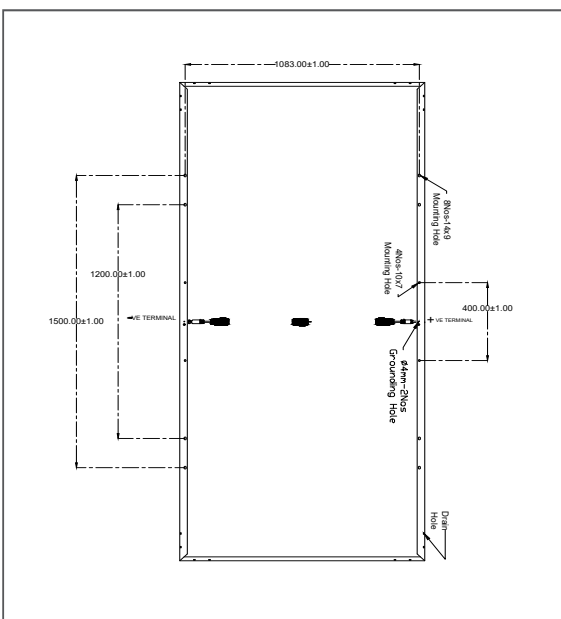
*Standard Test Conditions (STC) - 1000 W/m² irradiance, Air Mass 1.5 and 25°C cell temperature. Nominal Operating Cell Temperature (NOCT) - 800 W/m² irradiance, Air Mass 1.5, Ambient temperature 20°C and Wind speed 1 m/s. Average power reduction of 4.5% at 200 W/m² as per IEC 60904-1. Measuring Uncertainty ± 3%.

System Voltage	1500 V	Series Fuse Rating	25 A
----------------	--------	--------------------	------

MECHANICAL CHARACTERISTICS

Length x Width x Thickness (L x W x T)	2465 mm (L) x 1133 mm (W) x 35 mm (T)
Weight	30 kgs
Solar Cells per Module (Units) / Arrangement	156 cells / (13x6 13x6)
Solar Cell Type & Size	Mono PERC, 91 x 182 mm
Front Glass	3.2 mm Low Iron and Tempered glass with ARC coating
Encapsulate	PID Free & UV Resistant
Junction Box (Protection degree/ Material)	IP68 / Weatherproof PPO
Cable & Connector (Protection degree / Type)	IP68 rated / MC4 compatible
Cable cross - section & Length	4 mm ² & 500mm
Frame	Anodized Aluminium Alloy

DESIGN SPECIFICATIONS



12 Years Product Warranty • 27 Years Power Output Warranty

- The electrical data given here is for reference purpose only.
- Please confirm your exact requirements with the sales representative while placing your order.
- Refer installation Manual instructions & Waaree warranty statement for terms & conditions.
- Waaree Reserves the right to change the specifications without prior notice.z

THERMAL CHARACTERISTICS

Temperature coefficient of Current (Isc), α (%/°C)	0.05
Temperature coefficient of Voltage (Voc), β (%/°C)	-0.25
Temperature coefficient of Power (Pm), γ (%/°C)	-0.34
NOCT (°C)	43 ± 2
Operating temperature range (°C)	-40 to 85

Waaree Energies Ltd. is amongst the top Solar Energy Companies and has the country's largest Solar PV Module manufacturing capacity of 12 GW. In addition, it is committed to provide top notch EPC services, project development, rooftop solutions, solar water pumps and also in an Independent Power Producer. Waaree has its presence in over 350+ locations nationally and 68 countries globally.

*If you need specific product certificates, and if module installations are to deviate from our guidance specified in our installation manual, please contact your local Waaree sales and technical representatives.

www.waaree.com

WEL/E&PD/560-590/156/MP/HC/01/28.07.2023

For more information, contact Rooftop Solar India.