











# ELAN Series

## 5BB P-Type PERC Bifacial PV Modules

ASB-7-AAA (AAA=365-390) | 72 Cells | 365-390 Wp

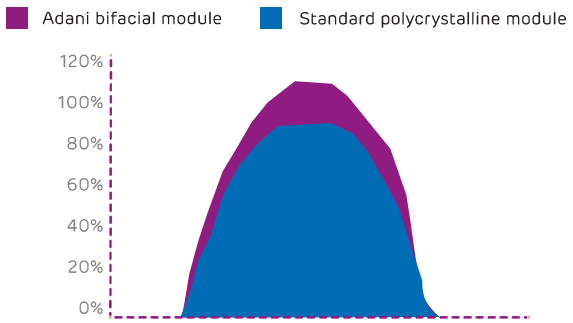
### Highlights

-  Modules made with P-type bifacial solar cells
-  Up to 450 Wp at 25% ground reflectivity
-  Characterised for 1000W/m<sup>2</sup> & 200W/m<sup>2</sup> on the front and rear side respectively
-  Up to 65% bifaciality factor
-  2\*IEC testing to ensure extremely high reliability of PV modules
-  Least degradation for LID & LeTID
-  Higher performance at wavelength (1100-1200)
-  Linear warranty of 30 years

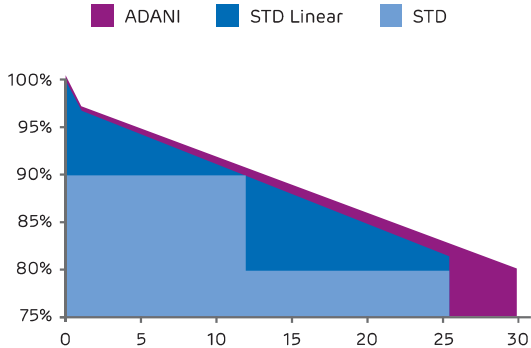


Reduces installation costs by 2%	Reduces transport costs by 4%	Reduces land costs by 4%	Reduces BOS costs by 5%
----------------------------------	-------------------------------	--------------------------	-------------------------

Higher generation due to bifacial technology

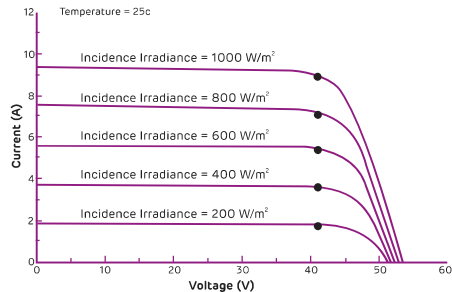


Bifacial technology

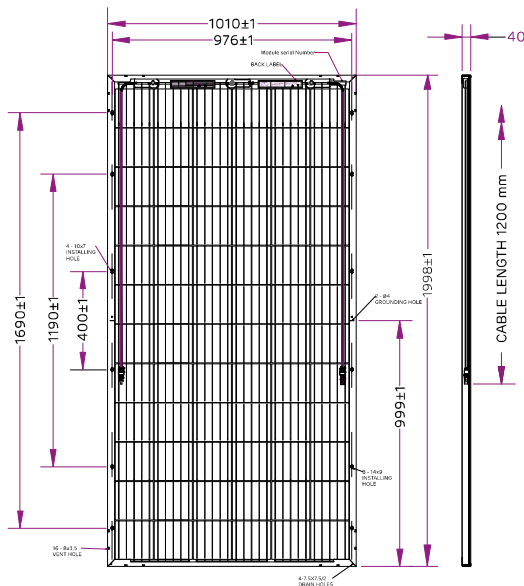


# Technical Data

## Multi irradiance curve for ASB-7-AAA



## Dimensions in mm



## Warranty and certifications

### Product warranty\*\*

12 years of product warranty

### Performance guarantee\*\*

Power degradation <- 3% in first year <- 0.58% /year in 2-30 years

**Approvals and certificates\*** : IEC 61215 Ed2, IEC 61730, IEC 61701, UL 1703, MCS, JET, CEC, CEC-Aus, IEC 62716, IEC 62782, IEC 60068-2-68, IEC 61853

\*All certifications are under process



## Electrical data – All data measured to STC\*

Electrical Specification	Only front (STC)					
Peak power, (0 ~+ 4.99 Wp) Pmax(Wp)	<b>365</b>	<b>370</b>	<b>375</b>	<b>380</b>	<b>385</b>	<b>390</b>
Maximum voltage, Vmpp (V)	39.04	39.11	39.27	39.42	39.61	39.76
Maximum current, Impp (A)	9.35	9.46	9.55	9.64	9.72	9.81
Open circuit voltage, Voc (V)	47.31	47.47	47.67	47.77	47.99	48.16
Short circuit current, Isc (A)	9.93	9.99	10.03	10.06	10.11	10.16
Module efficiency (%)	18.09	18.34	18.58	18.86	19.1	19.35

\*STC: Irradiance 1000 W/m<sup>2</sup>, cell temperature 25°C, air mass AM1.5 according to EN 60904-3. Average efficiency reduction of 4.5 % at 200 W/m<sup>2</sup> according to EN 60904-1. Except Pmp, all other parameters have a tolerance of +/-3 %, measurement uncertainty <3 %

## Electrical Characteristics with different rear side power gain (Reference 360 Wp Front)

Electrical Specification	Pmax gain from rear side*			
Ground Reflectance	15%	20%	25%	30%
Peak power, (0 ~+ 4.99 Wp) Pmax(Wp)	410	430	450	475
Maximum voltage, Vmpp (V)	40.20	40.57	41.03	41.61
Maximum current, Impp (A)	9.61	9.73	9.89	10.09
Open circuit voltage, Voc (V)	48.30	48.59	48.97	49.44
Short circuit current, Isc (A)	9.90	9.98	10.08	10.20
Module efficiency (%)	20.59	21.34	22.34	23.59

\* Power gain from rear side depends upon the ground reflectance (Albedo) & Bifaciality factor.

## Temperature co-efficients (TC) and permissible operating conditions

TC of open circuit voltage (β)	-0.31% /°C
TC of short circuit current (α)	0.065 % /°C
TC of power (γ)	-0.40 % /°C
Maximum system voltage	1500 V (IEC & UL)
NOCT	44°C ± 2°C
Temperature range	-40°C to + 85°C

## Mechanical data

Length	1998 mm
Width	1010 mm
Height	40 mm
Weight	23 kg (40 mm)
Junction box	IP67; junction box, MC4 compatible
Cable and connectors	1200 mm length cable, MC4 & Amphenol compatible connectors
Application class	Class A (Safety class II)
Superstrate	High transmittance ARC glass 3.2 mm
Cells	72 mono-crystalline P-type bifacial PERC solar cells; 5 bus bars
Encapsulation	Low shrinkage PID free encapsulant POE
Substrate	High transmittance glass 2.5 mm
Frame	Anodized Frame (35 X 28)
Mechanical load test as per IEC & UL	5400 Pa-front; 2400 Pa-back
Maximum series fuse rating	20 A

## Packing information

Container	40'HC
Pallets / Container	22
Pieces / Container	594

### Note:

- The specifications included in this datasheet are subject to change without notice.
- The electrical data given here is for reference purpose only.
- Please confirm your exact requirements with the sales representative while placing your order.

### \*\* Warranty:

Please read Adani solar warranty documents thoroughly.

### \*Caution:

Please read safety and installation instructions before using the product.